
Kindergarten Information Night

2023-24 School Year





Objectives

- Welcome you to our Lakewood family
- Introduce our district's Vision of a Lakewood Graduate
- How to register for Kindergarten
- Information from our District Nurse
- Opportunities for you to be involved at your child's school through PTA/PTO
- Helpful tips to help your Kindergartener be prepared for school in the fall

Elementary Building Introductions



- **Emerson Elementary**
 - Principal Denice Leddy
 - Office: 216-529-4254



- **Grant Elementary**
 - Principal Christine Foote
 - Office: 216-529-4217



- **Harrison Elementary**
 - Principal Sabrina Crawford
 - Office: 216-529-4230



- **Hayes Elementary**
 - Principal Eric Fortuna
 - Office: 216-529-4228

- **Horace Mann Elementary**
 - Principal Sanya Henley
 - Office: 216-529-4257



- **Lincoln Elementary**
 - Principal Brenda Budzar
 - Office: 216-529-4232



- **Roosevelt Elementary**
 - Principal Allison Aber
 - Office: 216-529-4224



Meeting the Amazing Kindergarten Team



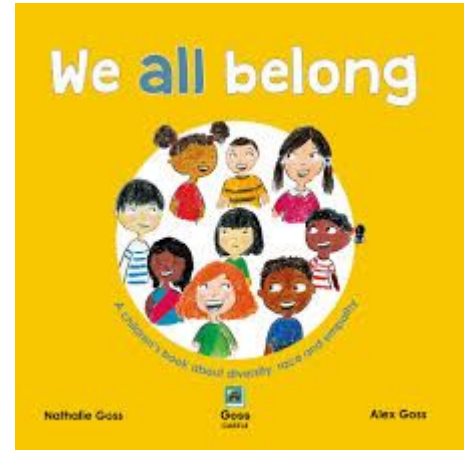


Priorities: Belonging + Well-being

School Belonging - Students feel personally accepted, respected, included and supported by others in the school environment.

Our Lakewood Team

- Welcomes every child
- *Builds stable bonds with each child and family*
- Validates the feelings and ideas of each child
- *Engages children through their interests, preferences and strengths*



Priorities: Belonging + Well-being

Well-being - The state of being comfortable, healthy, happy.

Positive Behavior Interventions and Supports (PBIS) -
A framework for proactively teaching skills for success to our students

- 💜💛 Partnership with families is key 💜💛
- Regulate → Relate → Reflect → Reason
 - Includes modeling + teaching social-emotional skills
- Whole class, small group, one-to-one





LAKEWOOD CITY SCHOOLS

#LKWDRocks

ENROLL

APPLY

FIND IT FAST ▾



Board of Education

Departments

Schools

Parents

Students

Prospective Families

Staff

Community

About the District

Building Tours

Child Care

City of Lakewood

District Quality Profile

Early Entrance to Kindergarten

Online Learning Program

Gifted Services

Kindergarten FAQs

Performing Arts

Preschool

School Boundaries

Shadowing at LHS

Student Registration



<https://www.lakewoodcityschools.org/prospective-families>





LAKEWOOD CITY SCHOOLS

PLAYVIDEO

SECURITY UPLINE 844.723.2744

DISTRICT HOME

ENROLL

APPLY

FIND IT FAST

Q

Board of Education Departments Schools Parents Students Prospective Families Staff Community

About the District Building Tours Child Care City of Lakewood District Quality Profile Early Entrance to Kindergarten Online Learning Program
Gifted Services Kindergarten FAQs Performing Arts Preschool School Boundaries Shadowing at LHHS **Student Registration**

HOME > PROSPECTIVE FAMILIES > STUDENT REGISTRATION

Student Registration & Information Updates

If you are enrolling a student for the first time with Lakewood City Schools or re-enrolling a student who had withdrawn from the District, click on the appropriate new student tab below to begin the registration process:

Registration/Updates

New K-12 Student

Registration Updates

Welcome to Lakewood City Schools!

Registration in the Lakewood City Schools follows the three step process outlined below. Please read the information carefully to best ensure a smooth registration for your child.

Who May Register a Child?

The Lakewood City School District will enroll only those students whose parents/legal guardians are residents of this school district. "Residence" for purposes means that the custodial parent(s)/legal guardian(s) of the student are full-time residents of Lakewood. All certified court orders pertaining to custody of a child are subject to review by the District.

lakewoodcityschools.org/prospective-families/student-registration

Board Docs Framework - Imple... Ohio Materials Mat... Unity of Study - Cla... State Test Portal College Board Lakewood City Sch... Ready for Kindergar... TIDE Hub Page i-Ready Login ClassDojo for Parents Be A Recorder Star EdReports Class No...

a. Current utility bill. Must include the portion showing your name and address or faxed confirmation of new service. Please include the entire bill. Electronic statements that reflect the name, address and date of service are acceptable. Photos and/or attachments of an envelope with your name and address will not be accepted. If you make payments online and do not receive a physical bill, please log onto the website of your utility provider and download the statement as an attachment. We may ask for a physical copy in the future.

b. Fully executed lease. Includes landlord contact information and all persons living at this address

c. Bank statement with current address

d. Owner Affidavit completed in full and notarized by landlord/property manager (only when proofs noted above cannot be provided)

e. Residency and Custody Affidavit (Everyone must have this document) completed in full and notarized by resident

f. Divorce/custody papers, if applicable (must be court certified)

7. Most recent IEP, ETR or 504 Plan (for special education only)

8. Withdrawal information/transcript/report card from previous school and Release of Records Authorization Form

2. **Complete online registration and submit required documents** (can also be done in person or dropped off at Taft Center for Innovation)

CLICK TO BEGIN K-12 STUDENT REGISTRATION

3. Once the online registration is complete and all documents are uploaded (or are ready to be dropped off at the Taft Center office) you will be prompted to set up a phone call (if registering prior to March 31) or an in person meeting (required if registering April 1 or later).

If you have any questions or need additional assistance during the online registration process such as uploading documents, please call the Registration Secretary, Susan Robida, at 216-529-4279 or email her at susan.robida@lakewoodcityschools.org

At the end of the online registration process you will select a time for a phone appointment to complete the registration process. Registration is not complete without this final phone call. If we do not have all your required documents at the time of your appointment, your registration will be delayed.

Thank you! We are happy to welcome you as the newest members of the Lakewood City Schools family!



LAKEWOOD CITY

Links & Resources

Stay Connected

Required Documentation - Registration Not Complete Until Submitted

Documents can be uploaded or dropped off in lock box located at 13701 Lake Ave. (bottom of ramp)

- Parent/guardian picture ID (i.e. driver's license), passport or I-94
- Certified copy of birth certificate or valid passport or I-94
- Immunization records
- Proof of residency (**provide two**):
 - Current utility bill
 - Must include the portion showing your name & address or faxed confirmation of new service. Please include all pages of the bill
 - Electronic statements that reflect the name, address and date of service are acceptable
 - Photos and/or attachments of an envelope with your name and address will not be accepted
 - If you make payments online and do not receive a physical bill, log onto the website of your utility provider and download the statement (a physical copy could be requested the future)
 - Fully executed lease: Includes landlord contact information and all persons living at this address
 - Bank statement with current address
 - Owner Affidavit completed in full and notarized by landlord/property manager (only when proofs noted above cannot be provided).
- **Residency and Custody Affidavit completed in full and notarized by resident. (Everyone must have this document)**
- Divorce/custody papers, if applicable (must be court certified)

Registration Secretary Susan Robida - 216.529.4279 or susan.robida@lakewoodcityschools.org

Registration Notes

- At the end of the process you select an appointment - you should select a time only after uploading or having all the required documents to turn in
- Notarized Affidavit
 - Post office, banks, and UPS store can be places to find a notary
- At your appointment you will receive a packet of information, t-shirt, and sign
- Kindergarten students' families will receive detailed information about the beginning of school in August from their school since they don't start when the rest of the district does
 - The first day of school for Kindergarteners is typically the fourth day of the district's school year and they will have a Kindergarten screening appointment during one of the first three days of the district's school year
- Helpful Items:
 - Try to use a laptop or desktop
 - Do all uploads of documents at once
 - Upload Immunizations Record (saves time later)
 - Set up a meeting - prompt after completing online forms

Registration Secretary Susan Robida - 216.529.4279 or susan.robida@lakewoodcityschools.org

- President - Rachel Vuyancih










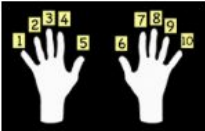




- Emerson PTO
- Grant PTA
- Hayes PTO
- Harrison PTA
- Horace Mann PTA
- Lincoln PTA
- Roosevelt PTA

Preparing for Kindergarten - In Partnership with Families

- Kindergarten Readiness Assessment - Revised
 - Has nothing to do with enrollment - age is the only requirement
 - Helps us collect information so that we can best serve our students
- Looks at skills in the following areas:
 - Social Foundations
 - Mathematics
 - Language and Literacy
 - Physical Well-being and Motor Development

Preparing for Kindergarten - In Partnership with Families

<p>Skills for a Strong Start in Kindergarten</p>  <p>LAKEWOOD CITY SCHOOLS</p>	<p>Plays well with others</p> 	<p>Follows classroom rules and routines</p> <p>Rug Rules</p> 	<p>Follows classroom rules and routines</p> <ul style="list-style-type: none"> Have consistent expectations at home Follow through with your child 	<p>Plays well with others</p> <ul style="list-style-type: none"> Set up playdates with friends in the neighborhood Practice taking turns Play board games 	<p>Fun things to do everyday to get ready for K!</p>  <p>LAKEWOOD CITY SCHOOLS</p>
<p>Holds a pencil and uses scissors</p> 	<p>Writes first name using capital and lower-case letters</p> <p>Practice writing your name.</p> <p>Richard Richard</p> <p>Richard Richard</p> <p>Richard Richard</p>	<p>Tells a simple real life story</p> 	<p>Tells a simple real life story</p> <ul style="list-style-type: none"> Turn everyday events into short stories Tell stories across your fingers <p>"Mom and I saw a spider by the window. Mom caught it in a tissue. She put it outside. We were all happy!"</p>	<p>Writes first name using capital and lower-case letters</p> <ul style="list-style-type: none"> Forming letters top to bottom and left to right 	<p>Holds a pencil and uses scissors</p> <ul style="list-style-type: none"> Play with Play-Doh to build finger strength Use a pinch grip
<p>Is curious and excited about</p>  <p>zbooks</p>	<p>Sorts objects</p> 	<p>Counts to 20</p> 	<p>Counts to 20</p> <ul style="list-style-type: none"> Count while in the car Count things in the environment... <ul style="list-style-type: none"> People in line at the store Things you see on a walk Things around the house (stairs) Finger foods (cheerios, pretzels, marshmallows) 	<p>Sorts objects</p> <ul style="list-style-type: none"> Sort toys Sort laundry Sort coins 	<p>Is curious and excited about books</p> <ul style="list-style-type: none"> Lakewood Public Library story time Set a time for reading DAILY
<p>Counts <u>the Math Way</u></p> 	<p>Recognizes numbers 1-10 and letters of the alphabet</p> <p>ABC</p> <p>123</p>	<p>We can get there by working together!</p> <p>Brownstone Family Life Child Care Center Grace Preschool Haynes Nursery School Lakewood Child Care Center Lakewood Community Care Center Lakewood Early Childhood Progr Lakewood Family Room Lakewood Montessori School Lakewood Presbyterian Nursery School St. Peter's Daycare</p>	<p>A few fun apps...</p> 	<p>Recognizes numbers 1-10 and letters of the alphabet</p> <ul style="list-style-type: none"> Play with magnetic letter and numbers Look for familiar letters and numbers in the environment... <ul style="list-style-type: none"> On street signs On food labels In commercials On license plates 	<p>Counts <u>the Math Way</u></p> 

Orthographic Mapping

What is orthographic mapping?

- *The process we use to store words into immediate retrieval and to become fluent readers.*
- *Involved both phonemic awareness (identifying individual sounds in a word) and phonics (relationship between letters and sounds of the written language)*

How can I do this at home?

TAP IT: Have your child sound out the word. Tap a different finger for each sound from left to right.

MAP IT: Next, have your child color in a circle for each sound they hear.

GRAPH IT: Use letters to spell the words in the boxes directly underneath the mapped sounds.

District Nurse, Katy Corrigan



Lakewood Public Library - Julie Strunk



Questions, Meet & Greet, and Classroom Visit

